



PERFORATIONS FOR DRAIN



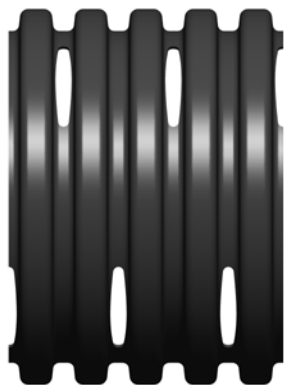
TYPE 2

The Type 2 perforated drain has a 1.8 mm (0.071 in) sluice.



TYPE 3

The Type 3 perforated drain has a 3 mm (0.12 in) sluice.



MEGA 3 (TYPE 3)

The Mega 3 (Type 3) perforated drain has more than 3 mm (0.12 in) sluice.

NOTE : The main difference between perforated drain (Type 2) and perforated drains Type 3 and Mega 3 (Type 3) is that the sluice is less than 2 mm (0.079 in) in the Type 2 drain and more than 2 mm (0.079 in) in the Type 3 and Mega 3 (Type 3) drains.